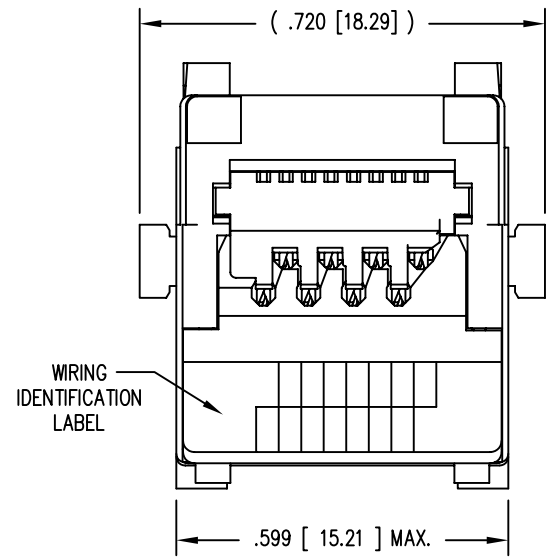
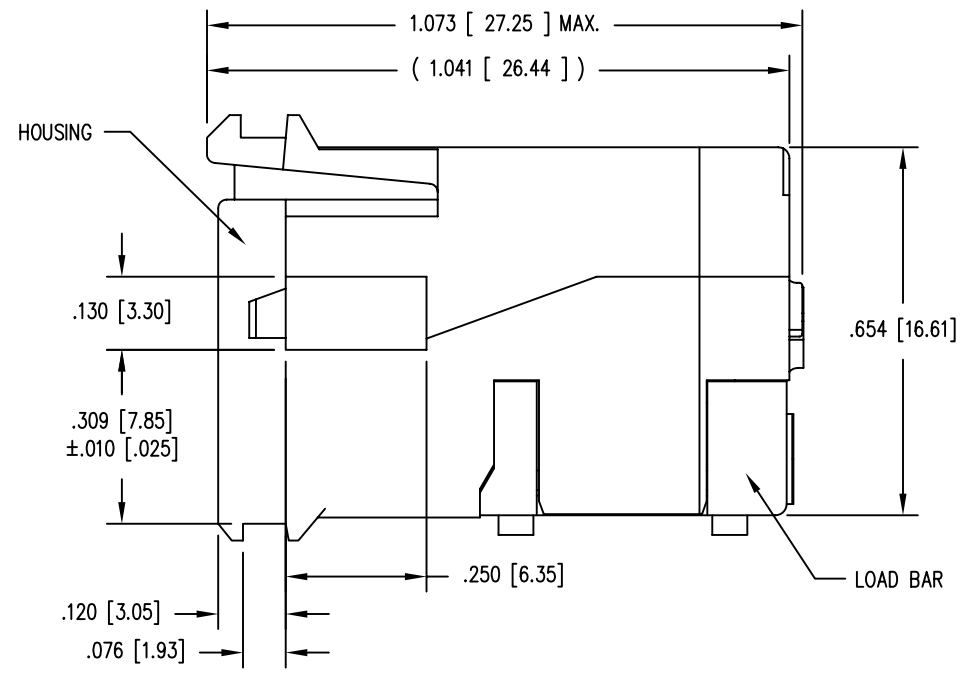
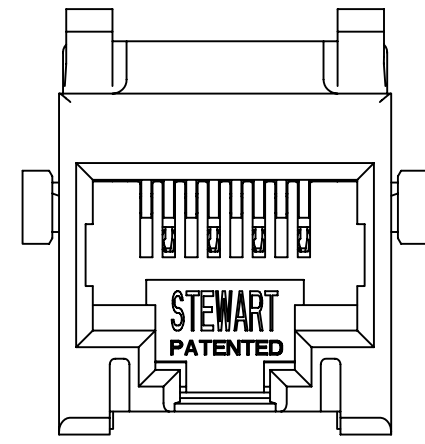
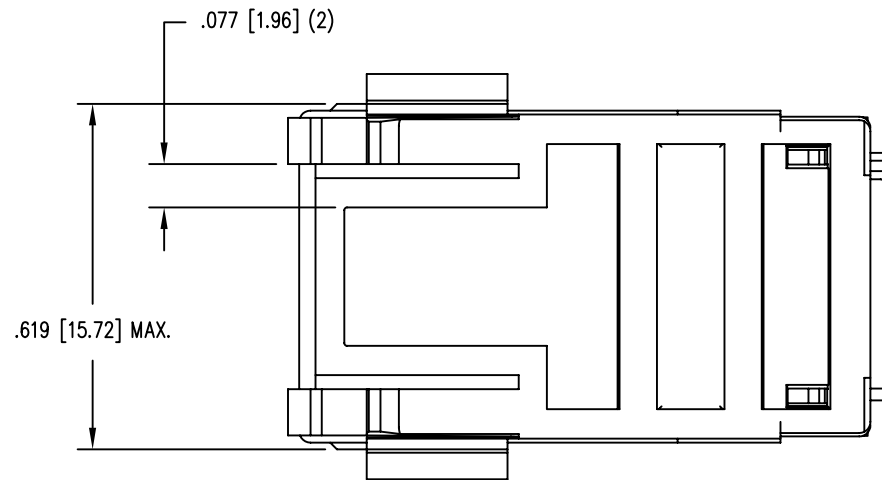
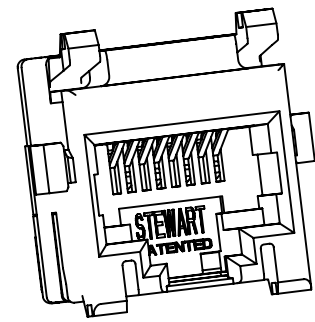

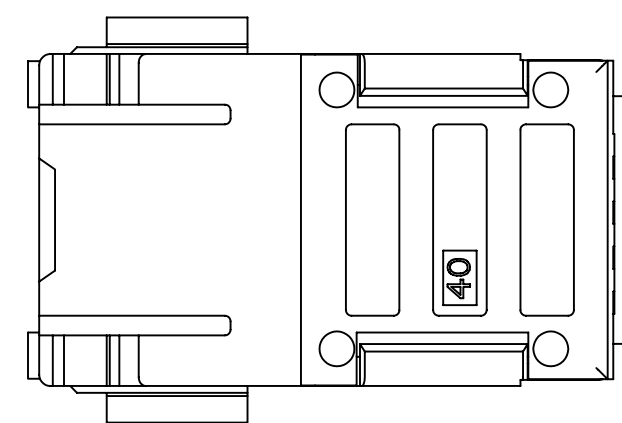
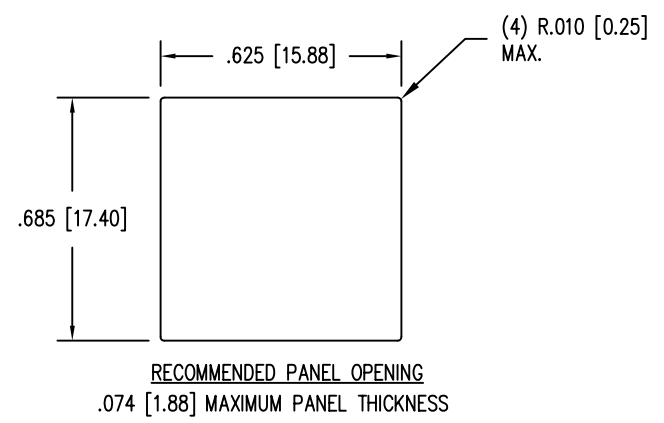


DATE	REV	ECN	APP'D. BY
4/19/01	X5	5066	-
4/1/03	A0	5977	TRM
4/25/03	A1	6014	DHG
7/06/05	A2	7193	DHG
1-16-06	A3	7436	JM
5-15-06	A4	7621	TRM



- NOTES:
- CONNECTOR MATERIALS:
HOUSING: THERMOPLASTIC UL94 V-0
CONTACTS/SHIELD: COPPER ALLOY
CONTACT PLATING: SELECTIVE GOLD IN CONTACT AREA
SEE CHART FOR PART NUMBER
 - JACK SPECIFICATION: FOR CATEGORY 5E APPLICATIONS.
 - DIMENSIONS AND TOLERANCES COMPLY WITH FCC/CFR 47, PART 68.
 - BEZELS AVAILABLE - DATA, VOICE
 - WIRE RANGE 26 TO 24 AWG [0.41 - 0.51]
 - WIRE INSULATION DIA RANGE .036 - .042 [0.91 - 1.07]
 - SUITABLE FOR GIGA-BIT ETHERNET APPLICATIONS
 - FOR PRODUCT SPECIFICATION SEE PRO26-01

50 MICRO-INCHES [1.27um]	SS-82000-002
CONTACT PLATING IN MATING AREA	PART NUMBER



THIRD ANGLE PROJECTION
DO NOT SCALE DRAWING DRAWING IS SUBJECT TO CHANGE WITHOUT NOTICE
DIMENSIONS: INCHES [METRIC]
UNLESS OTHERWISE SPECIFIED TOLERANCES ARE ±.005 [0.13] ANGLES ARE ± 1°
SHEET NO. 1 OF 1

Bel Stewart Connector

11118 Susquehanna Trail South
Glen Rock, PA 17327-9199
(717) 235-7512 Fax: (717) 235-7954 <http://www.stewartconnector.com>

TITLE: CABLE READY CAT5e JACK
(SHOWN IN TERMINATED CONDITION)

DRN BY: DAB	DATE: 3-3-99
APPD BY: RGC	DATE: 3-3-99
DWG NO. CT820004	REV. A4

THIS DRAWING AND THE SUBJECT MATTER SHOWN THEREON ARE CONFIDENTIAL AND THE PROPRIETARY PROPERTY OF STEWART AND SHALL NOT BE REPRODUCED, COPIED OR USED IN ANY MANNER WITHOUT PRIOR WRITTEN CONSENT OF STEWART. THE SUBJECT MATTER MAY BE PATENTED OR A PATENT MAY BE PENDING.

REV. 6/3/05